




RATE THE DEBATE RESEARCH REPORT - 1



JOURNALIST DEATHS DUE TO COVID-19 IN INDIA

APRIL 1, 2020 TO MAY 12, 2021

MORTALITY – JOURNALIST DEATHS

Verified COVID-19 Journalist Deaths

• April 1, 2020 to May 10, 2021	219
• April 1, 2020 to December 31, 2020	56
• April 1, 2021 to May 12, 2021	152

Unverified COVID-19 Journalist Deaths

• April 1, 2020 to May 12, 2021	72
---------------------------------	----

NO. OF DEATHS PER 10 DAYS

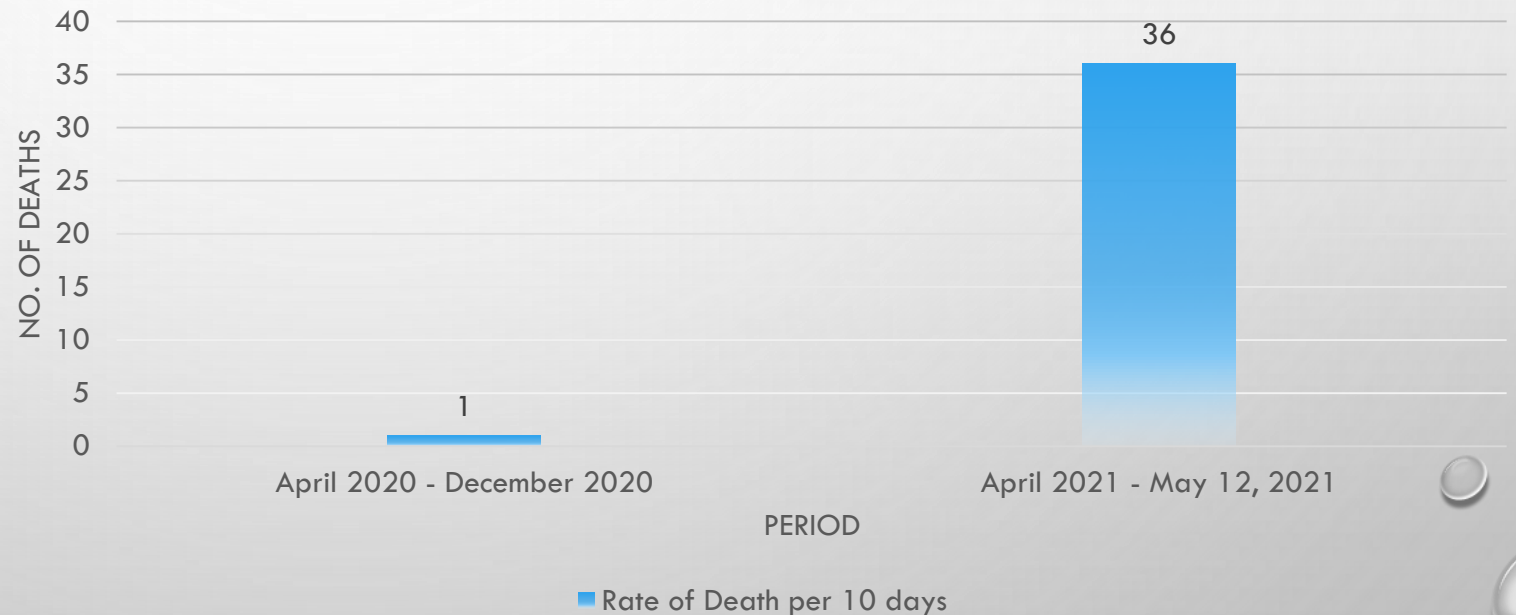


Figure 1

MONTH-WISE JOURNALIST DEATHS

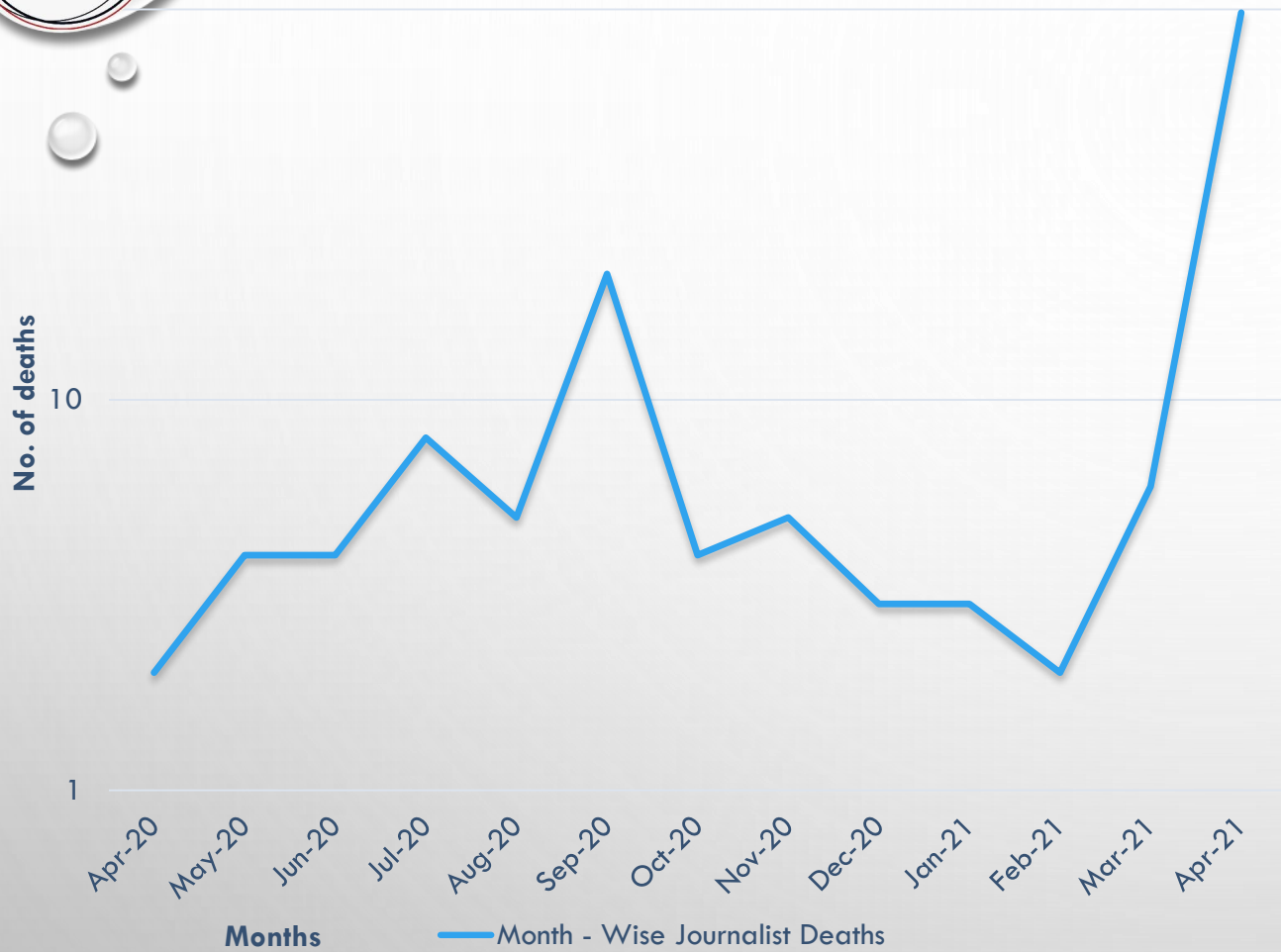


Figure 2



Figure 3

- This graph is based on verified deaths between April 2020 and May 12, 2021.
- 98 deaths in April 2021.
- 54 deaths in May 2021. (till May 12, 2021)
- 219 deaths between April 1, 2020 and May 12, 2021

TOP 6 STATES – JOURNALIST DEATHS

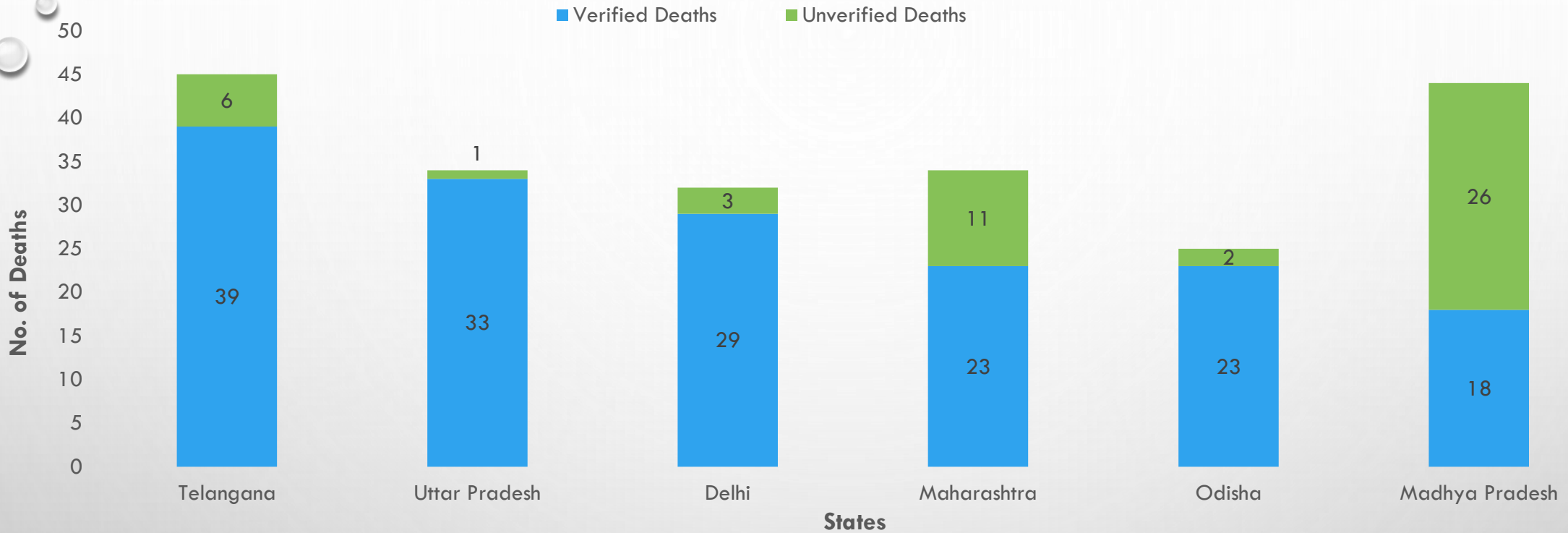


Figure 4

- Rate The Debates Research follows three step verification process.
- Above graph is based on verified and unverified data of Journalist Deaths as on May 12, 2021.
- Lists are available with Institute of Perception Studies, New Delhi at www.ipsdelhi.org.in

MEDIA CATEGORIES – JOURNALIST DEATHS

- Majority of deaths were of Print Media : 53.88%
- The Second highest number of deaths were of TV/Digital Media : 24.20%

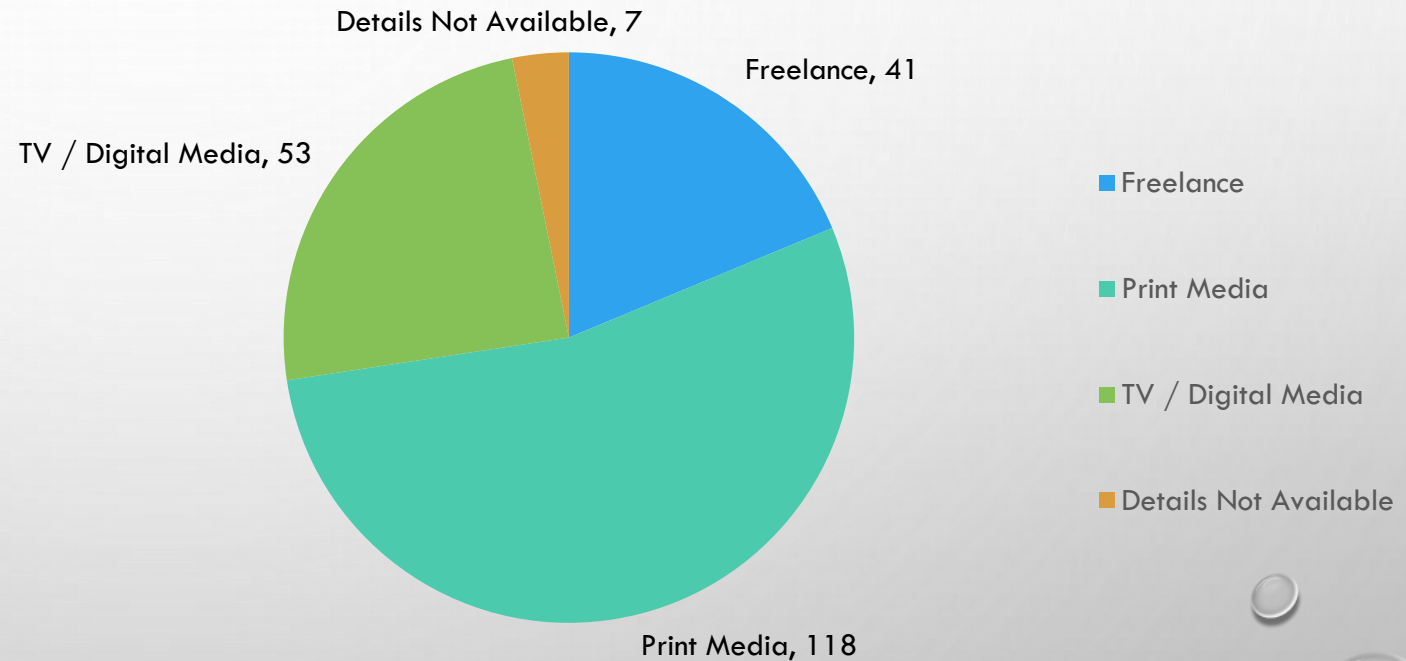
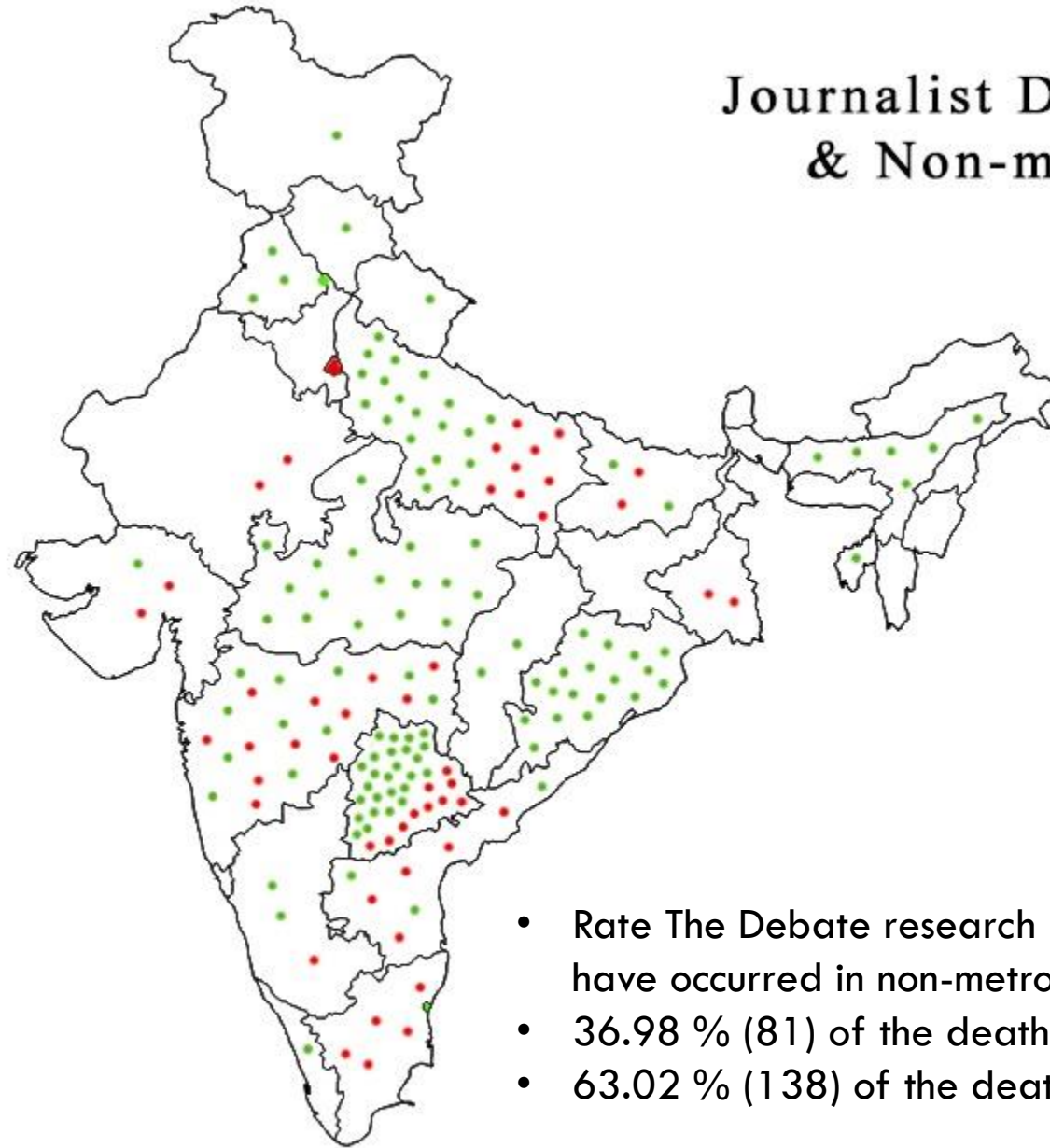


Figure 5

Journalist Deaths in Metro & Non-metro regions

Journalist Deaths

- Metro
- Non - Metro



- Rate The Debate research reflects that majority of the deaths have occurred in non-metro regions of India;
- 36.98 % (81) of the deaths occurred in Metro regions;
- 63.02 % (138) of the deaths occurred in Non-Metro regions.

Figure 6



CASE STUDY - TELANGANA

WHY TELANGANA?

- Among all Indian states, Telangana saw the steepest increase in journalist deaths due to COVID-19 in April 2021.

THREE STEP VERIFICATION PROCESS

- **Compilation** — Collection of all data, names and lists published by various organisations;
- **Cross-check** — Establishing whether COVID-19 related deaths. Cross-verification through multiple media reports;
- **Personal calls** — Make calls to media houses , colleagues, family.

VERIFIED / UNVERIFIED – JOURNALIST DEATHS IN TELANGANA

- Rate The Debate has verified 39 out of the 45 journalist deaths.
- Personal calls were made in case of all verified deaths.
- Circumstances leading to the COVID-19 death were also recorded.

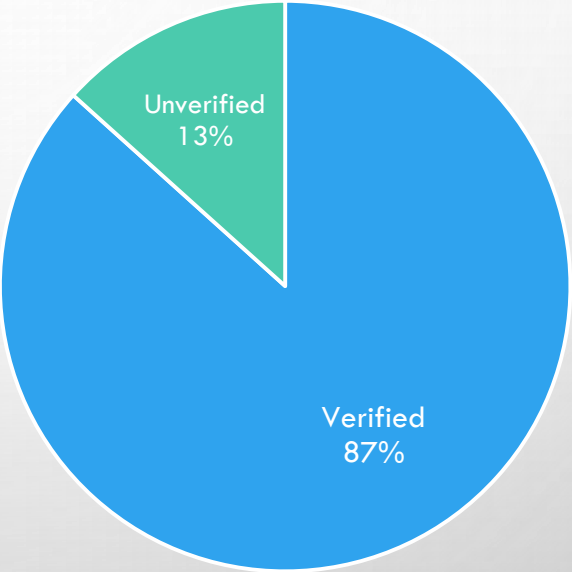


Figure 7

MONTH-WISE – JOURNALIST DEATHS IN TELANGANA



Figure 8



Figure 9

- This graph is based on verified deaths between April 2020 and May 12, 2021 in Telangana.
- 22 deaths in April 2021.
- 9 deaths in May 2021*.
- 39 deaths between April 1, 2020 and May 12, 2021

AGE-WISE – JOURNALIST DEATHS IN TELANGANA

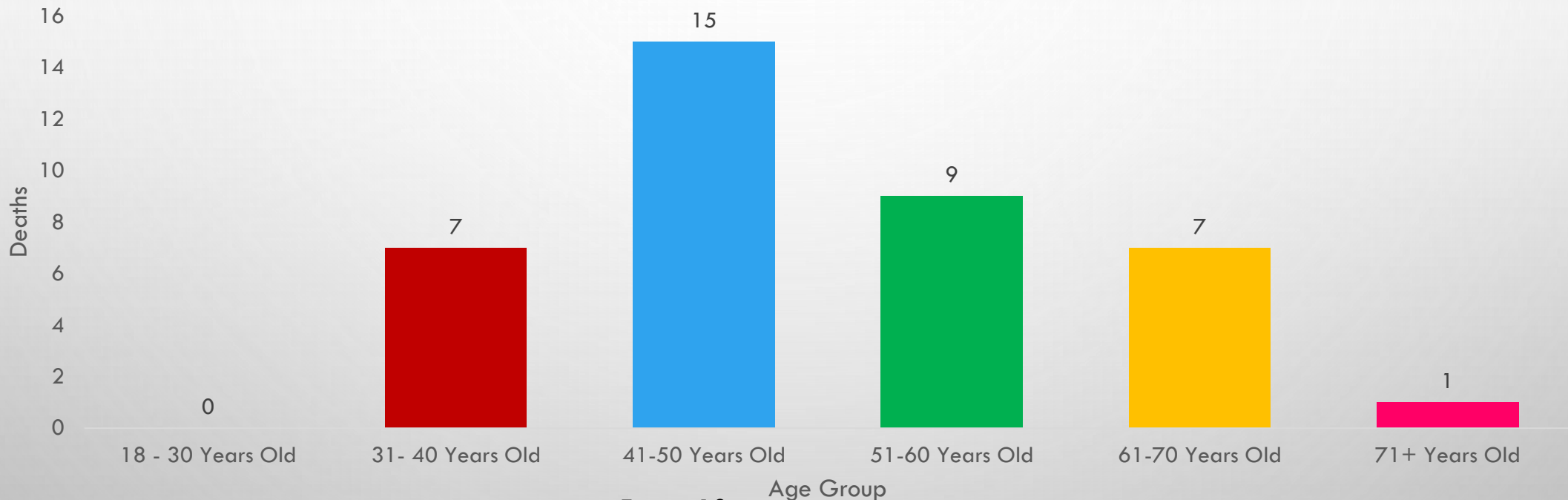


Figure 10

- Maximum deaths in the 41-50 age group.
- Second highest deaths in the 51-60 age group.

MEDIA CATEGORIES – JOURNALIST DEATHS IN TELANGANA

- In contrast to the National trend, in Telangana deaths are equal in both Print and TV/Digital Media.
- Together Print and TV/Digital Media comprise 89.74 % of all Journalist deaths;
- Freelancers were 10.26 %. However this could be because of low reportage of death news.

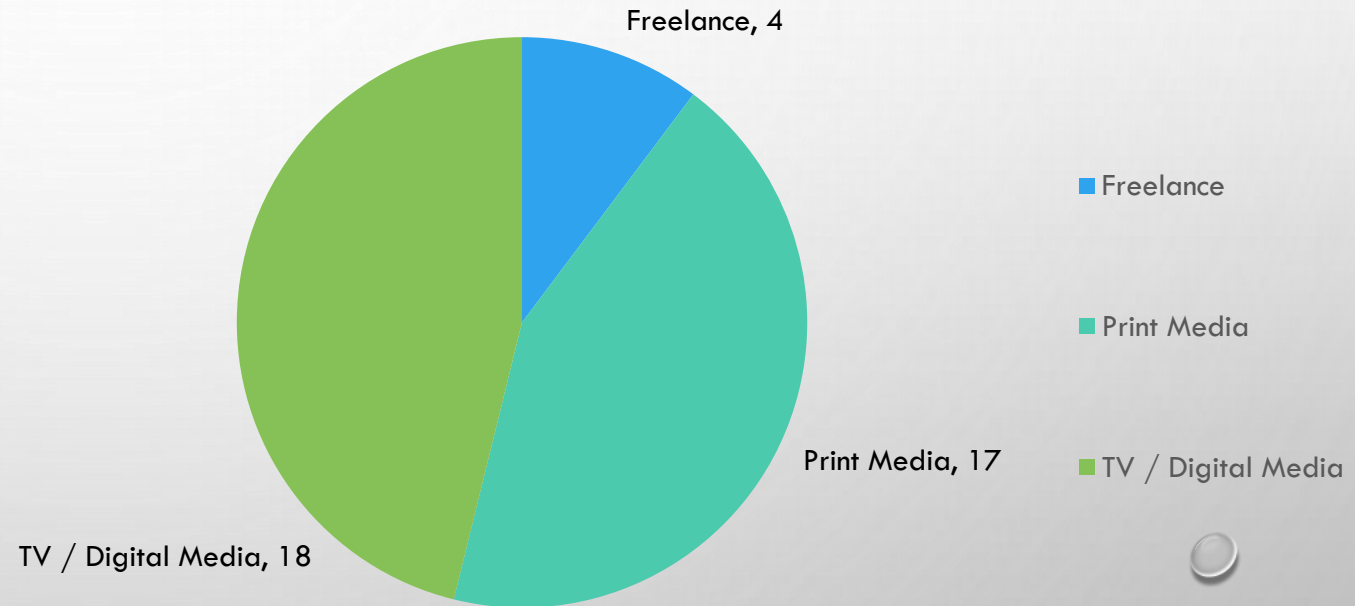


Figure 11

FINDINGS ON JOURNALIST DEATHS RESEARCH REPORT - 1

- 219 Verified and 72 Unverified Journalist Deaths due to COVID-19 between April 2020 and May 2021.
- 36 deaths per 10 days in April – May 12, 2021. Whereas, 1 death per 10 days in April – December 2020. *(Figure 1)*
- 98 Journalist Deaths in April 2021. On an average 3 deaths everyday. *(Figure 2)*
- 54 Journalist Deaths between 1-12 May 2021. Approximately 4-5 deaths every day. *(Figure 3)*
- 36.98 % (81) of the deaths occurred in Metro regions; 63.02 % (138) of the deaths occurred in Non-Metro regions. *(Figure 5)*
- 53.88 % of Journalist Deaths are from Print Media across India. *(Figure 6)* However, Print and TV/Digital Media are at 44% and 46 % respectively in the case study of Telangana. *(Figure 11)*
- Telangana case study reveals 0 deaths in March, 21 deaths in April *(Figure 8)* and 9 deaths in May 2021 (till May 10). *(Figure 9)*

FINDINGS ON JOURNALIST DEATHS (CONTD.)

- The total verified journalist deaths in Telangana from April 1, 2020 till May 12, 2021 is 39. *(Figure 7)*
- Maximum Journalist deaths in Telangana in the 41-50 age group. *(Figure 10)*
- Second highest Journalist deaths in Telangana in the 51-60 age group. *(Figure 10)*
- Freelancers were 10.26 % of Journalists deaths in Telangana. However this could be because of low reportage of death news. *(Figure 11)*
- All data has been collected and verified by Rate The Debate, Institute of Perception Studies, New Delhi.
- Lists are available with Institute of Perception Studies, New Delhi at www.ipsdelhi.org.in